







# Fabric Requirements

14" VERTICAL WAVES

## QUILT TOP FABRICS

	Dim.	 Fabric A	 Fabric B	 Fabric C	 Fabric D	 Fabric E	 Fabric F
<b>Block</b>	14" x 14"	1/8 yd.	1/8 yd.	1/8 yd.	1/8 yd.	1/8 yd.	1/8 yd.
<b>Crib</b>	42" x 56"	1 yd.	1/2 yd.	1/2 yd.	1/2 yd.	1/2 yd.	1/2 yd.
<b>Throw</b>	56" x 70"	1 1/4 yds.	3/4 yd.	3/4 yd.	3/4 yd.	3/4 yd.	3/4 yd.
<b>Twin</b>	70" x 98"	2 3/4 yds.	1 yd.	1 yd.	1 yd.	1 yd.	1 yd.
<b>Full/Queen</b>	98" x 112"	4 1/4 yds.	1 1/2 yds.	1 1/2 yds.	1 1/2 yds.	1 1/2 yds.	1 1/2 yds.
<b>King</b>	112" x 112"	4 3/4 yds.	1 3/4 yds.	1 3/4 yds.	1 3/4 yds.	1 3/4 yds.	1 1/2 yds.

## BINDING, BACKING & BATTING

	Dim.	Binding	Backing	Batting
<b>Block</b>	14" x 14"	1/4 yd.	1/2 yd.	18" x 18"
<b>Crib</b>	42" x 56"	1/2 yd.	2 1/2 yds.	50" x 64"
<b>Throw</b>	56" x 70"	1/2 yd.*	3 1/2 yds.	64" x 78"
<b>Twin</b>	70" x 98"	3/4 yd.	6 yds.	78" x 106"
<b>Full/Queen</b>	98" x 112"	1 yd.	9 yds.	106" x 120"
<b>King</b>	112" x 112"	1 yd.	10 yds.*	120" x 120"

\* This quantity is exact or very tight (2" or less overage)! If you'd like to have a little extra wiggle room in case of cutting errors, increase by 1/8 - 1/4 yd. as you prefer.